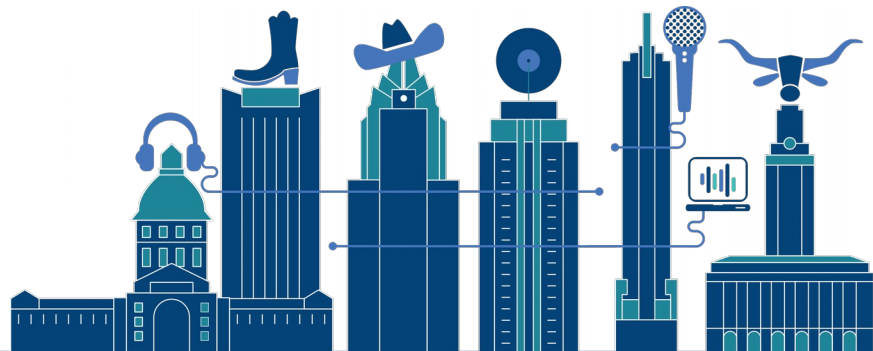


# Blackboard Ally: Making Course Content Accessible

The new and the newest



## Forward-Looking Statement

Statements regarding our product development initiatives, including new products and future product upgrades, updates or enhancements represent our current intentions, but may be modified, delayed or abandoned without prior notice and there is no assurance that such offering, upgrades, updates or functionality will become available unless and until they have been made generally available to our customers.

# The course content workflow

Instructor adds  
course content to  
their course

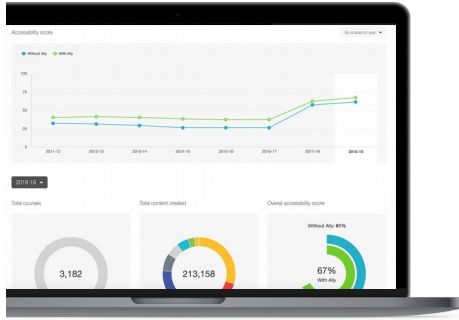
Machine learning algorithms  
perform a full structural and  
visual analysis



Content passes through  
accessibility checklist  
and is scored

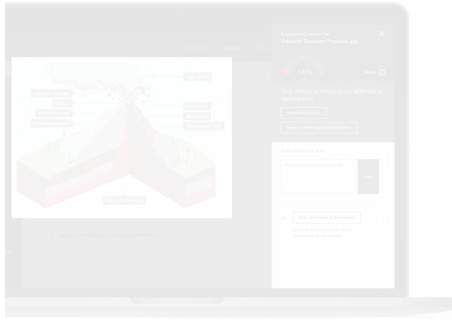


# Blackboard Ally Core Components



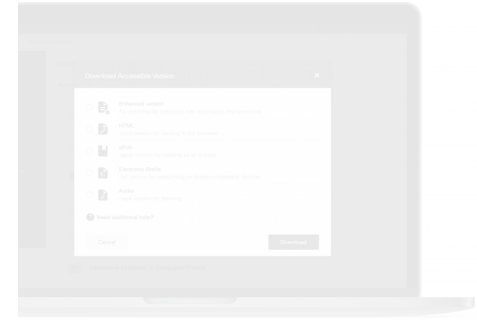
## Institutional reporting

Provides detailed data and insights to help further improve course content accessibility at the institution.



## Instructor feedback

Guides instructors and content creators on how to improve the accessibility of their content and alters future behavior.

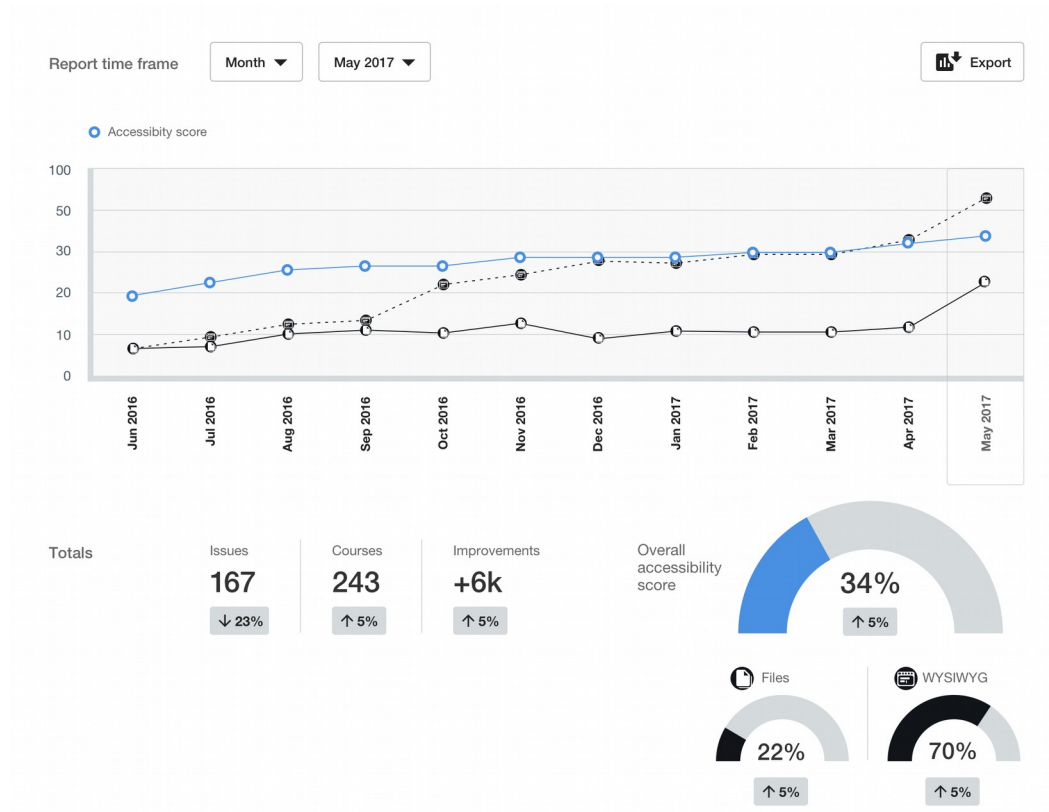


## Alternative formats

Automatically generates a range of alternative formats to provide students with choice on how to consume and interact with content.

# Accessibility score

- Remove distinction between “Without Ally” and “With Ally” score
- Significant difference between file and WYSIWYG accessibility
- Show “Overall score”, “File score” and “WYSIWYG score”



# Usage reporting

- Ally already captures detailed usage data for alternative formats and instructor feedback
- Expose usage data in institutional report

Usage data

2017-18

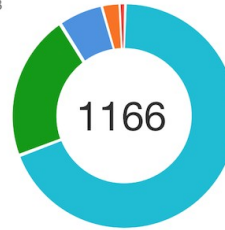


Alternative Format  
download totals



Instructor Feedback  
Improvements

2017-18



Downloads breakdown

PDF	681
MP3	301
HTML	157
Braille	24
Epub	3

Starting format

Downloaded totals



Document  
(667)

PDF	546
HTML	103
MP3	10
Braille	8
Epub	1

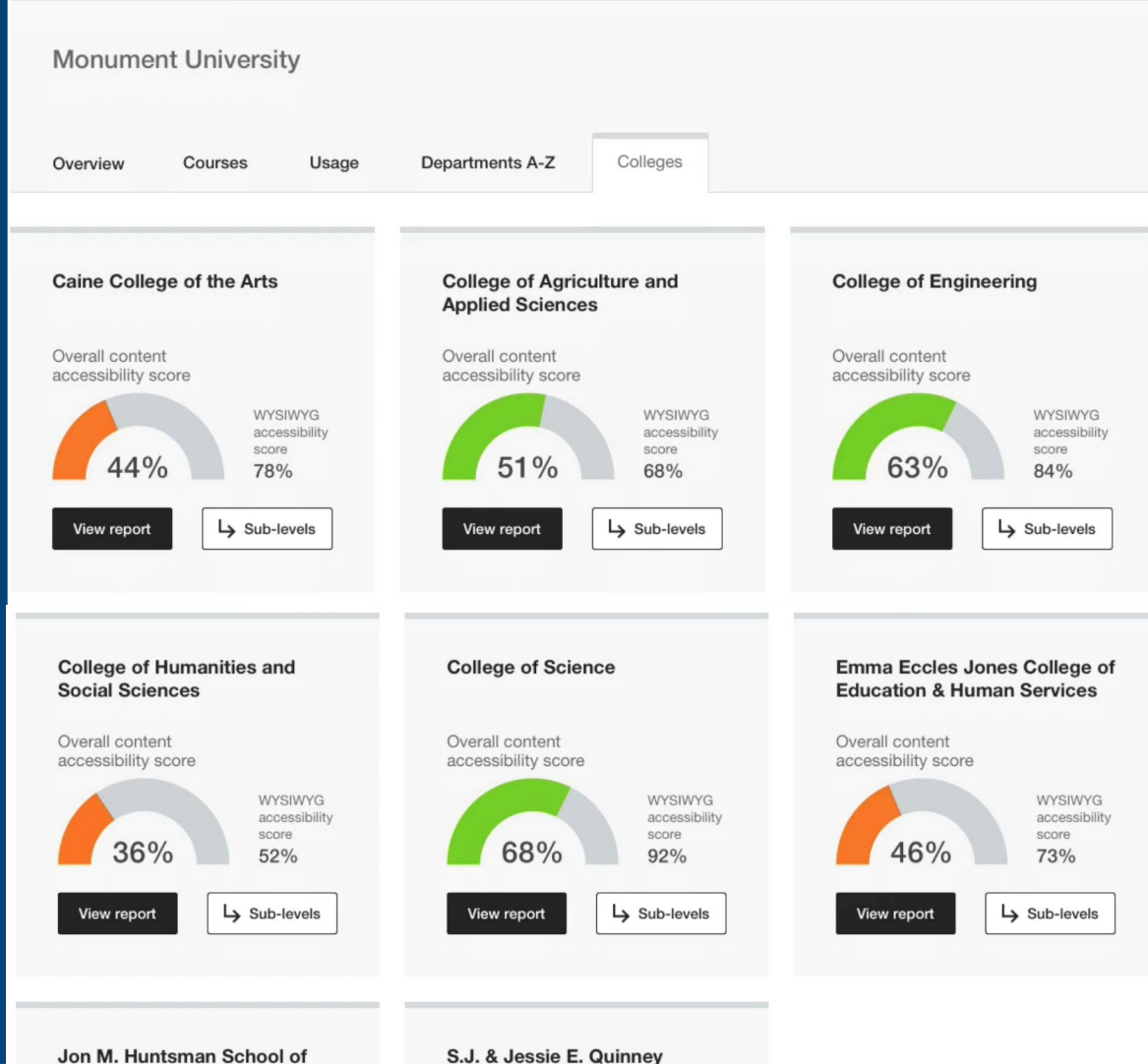


Presentation  
(231)

PDF	111
HTML	39
MP3	10
Braille	8
Epub	1

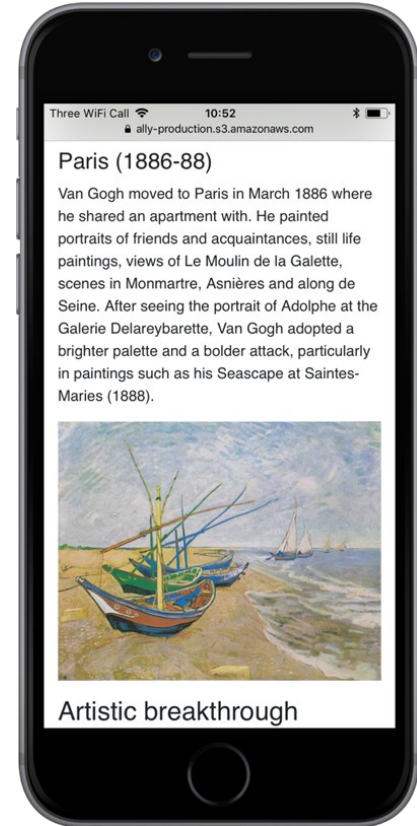
# Departmental reporting

- Provide reporting at departmental level
- Based on configured institutional hierarchy
- Delegated access to departmental administrators



# WCAG 2.1

- Extend accessibility checklist with additional WCAG 2.1 checks
- Orientation (Mobile - AA)
- Reflow (Mobile - AA)
- Text Spacing (Low Vision - AA)
- Focused on general readability and mobile-friendliness

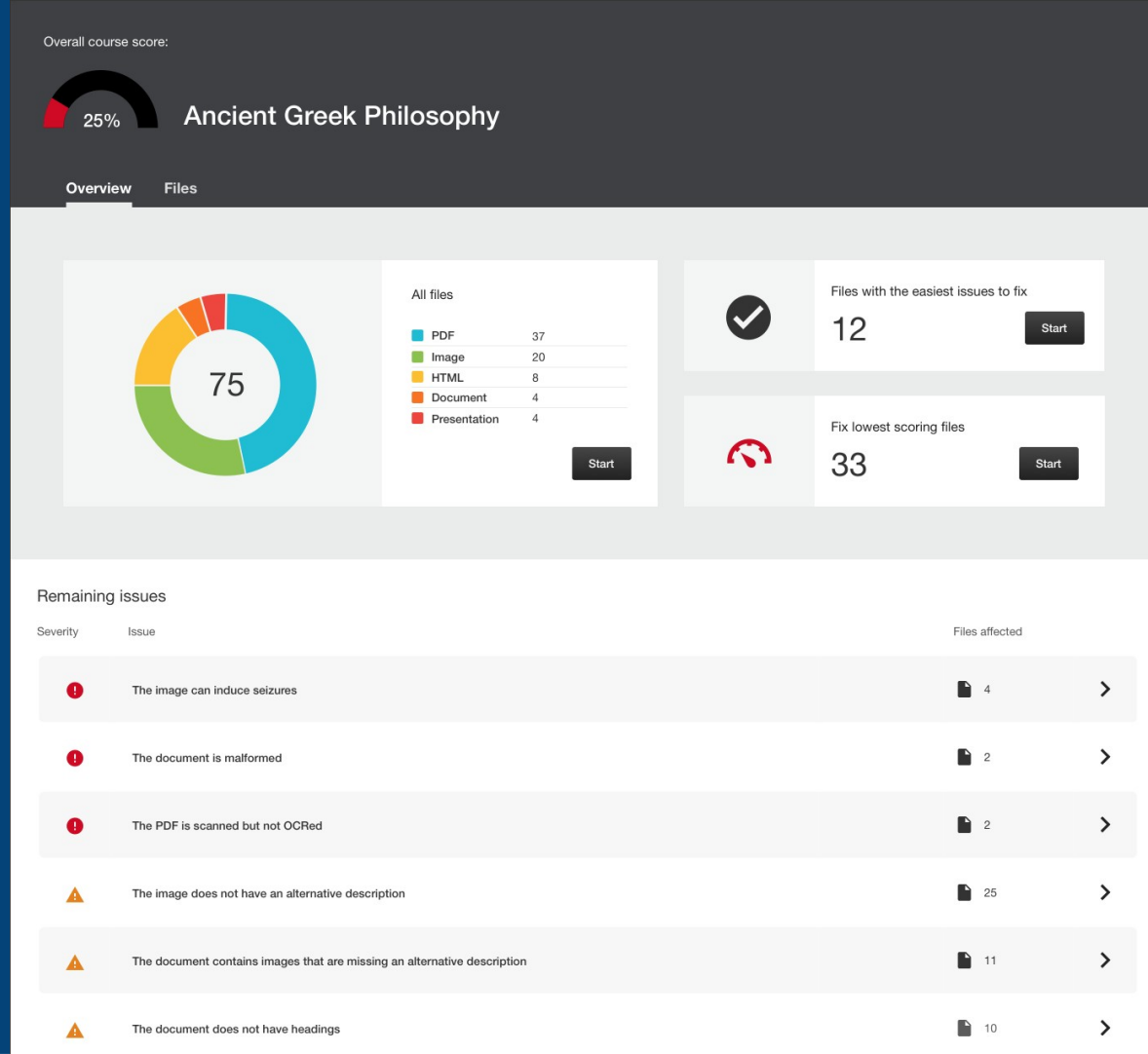






# Instructor course report

- Instructor-facing course content accessibility report
- Provides summary at course level
- Helps with prioritization and quicker remediation
- Includes lots of additional guidance

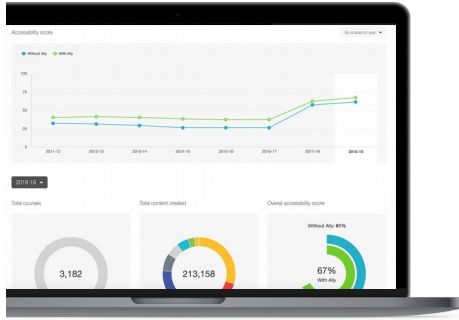


# WYSIWYG!

- Already check WYSIWYG content for accessibility issues and include this in institutional report
- Provide instructor feedback for WYSIWYG content
- Live scoring and feedback

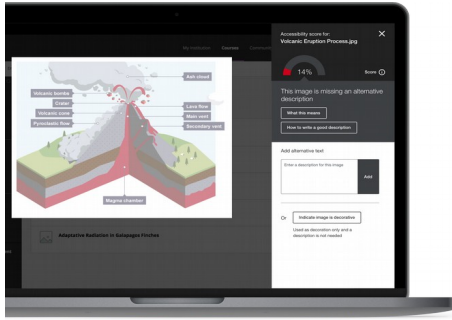
The screenshot displays the Blackboard WYSIWYG editor interface. At the top, a navigation bar includes links for 'My Institution', 'Courses' (which is highlighted), 'Community', 'Content Collection', and 'Services'. Below this, a toolbar shows 'Edit Blank Page' and 'Edit Mode is: ON'. The main editing area is titled 'Atoms + Compounds' and features a chemistry-themed banner with a flask and the text 'ATOMS + COMPOUNDS'. A sidebar on the left contains a 'Course Management' section with links to 'Control Panel', 'Content Collection', and 'Course Tools'. At the bottom, a dark bar displays an 'Accessibility issue' notification: 'Using headings will help people better navigate this page'. A progress indicator shows '14%' completion. Buttons for 'Cancel', 'Delete Page', and 'Submit' are visible at the bottom right.

# Blackboard Ally Core Components



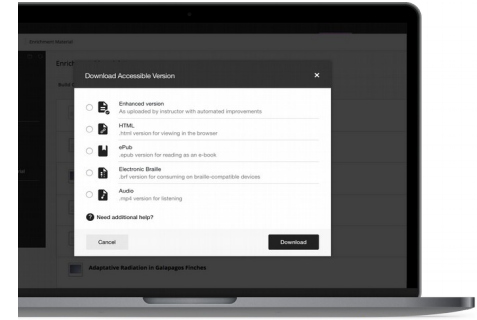
## Institutional reporting

Provides detailed data and insights to help further improve course content accessibility at the institution.



## Instructor feedback

Guides instructors and content creators on how to improve the accessibility of their content and alters future behavior.

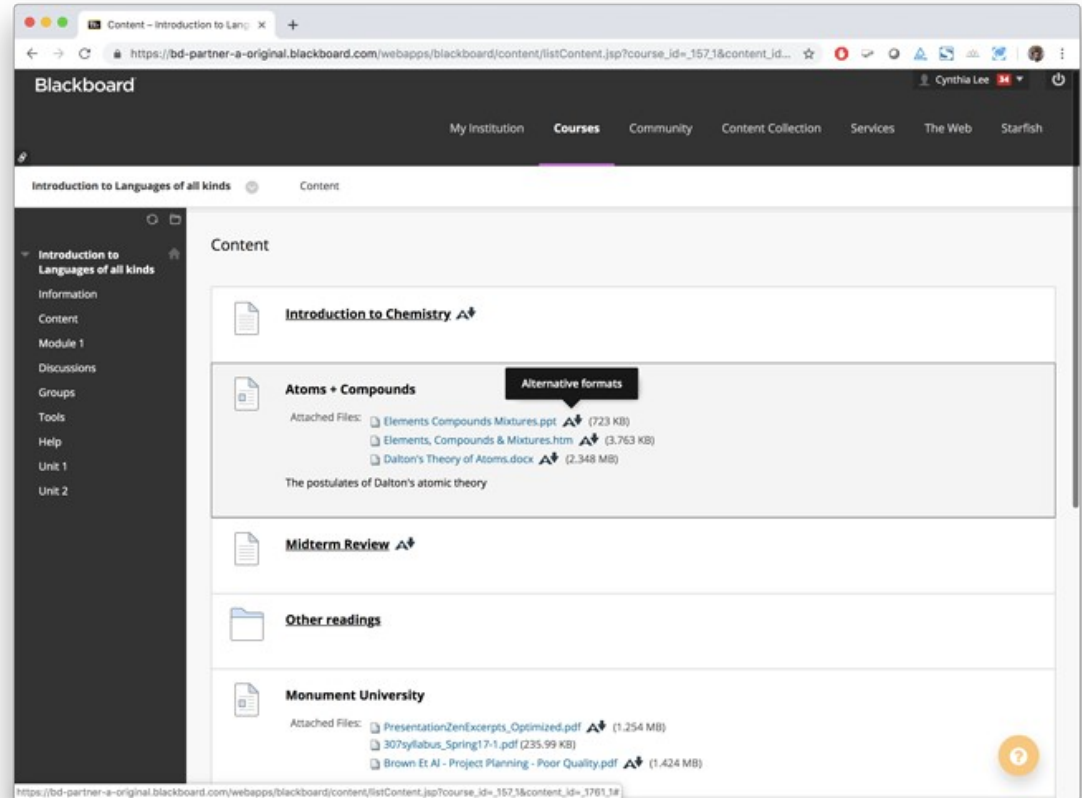


## Alternative formats

Automatically generates a range of alternative formats to provide students with choice on how to consume and interact with content.

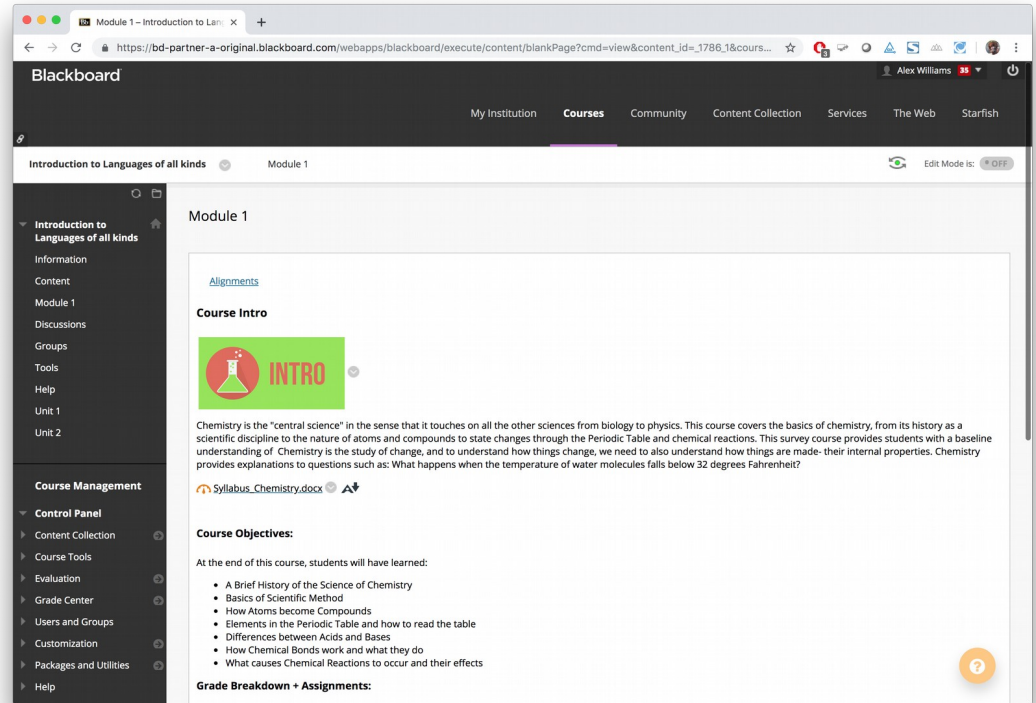
# More prominent alternative formats

- Consistent feedback about usefulness of alternative formats for all students
- More prominent
- Single click
- Available now!



# WYSIWYG!

- Alternative formats for WYSIWYG content
- Cover more content



# BeeLine reader

- Tool to facilitate on-screen reading
- Looking for volunteers to trial this as an alternative format



Bright



Dark



Blues



Grays

## Lorem ipsum

### Dolor sit amet

Lorem ipsum dolor sit amet, consectetur adipiscing elit, sed do eiusmod tempor incididunt ut labore et dolore magna aliqua. Nunc lobortis mattis aliquam faucibus purus in massa tempor nec. Eu feugiat pretium nibh ipsum consequat. Ultricies mi quis hendrerit dolor magna eget est. Arcu vitae elementum curabitur vitae nunc sed velit. Semper feugiat nibh sed pulvinar proin gravida hendrerit lectus a. Ante metus dictum at tempor commodo ullamcorper a lacus. Lorem dolor sed viverra ipsum nunc aliquet bibendum. Sed augue lacus viverra vitae congue eu consequat ac. Sed velit dignissim sodales ut eu sem integer vitae. Purus semper eget duis at tellus at urna. Vel fringilla est ullamcorper eget nulla facilisi etiam dignissim diam. Sed augue lacus viverra vitae. Mus mauris vitae ultricies leo integer malesuada nunc. Odio ut enim blandit volutpat maecenas volutpat. Vestibulum rhoncus est pellentesque elit ullamcorper dignissim cras. Pellentesque id nibh tortor id aliquet. Purus viverra accumsan in nisl. Nisl nisi scelerisque eu ultrices vitae. Euismod nisi porta lorem mollis aliquam ut.

### In pellentesque

In pellentesque massa placerat duis ultricies lacus sed. Tempor id eu nisl nunc mi ipsum faucibus. Faucibus scelerisque eleifend donec pretium vulputate sapien. Risus ultricies tristique nulla aliquet enim tortor at auctor. Ornare suspendisse sed nisi lacus sed viverra. Sagittis id consectetur purus ut faucibus. Amet nulla facilisi morbi tempus iaculis urna id volutpat lacus. Tincidunt id aliquet risus feugiat in ante metus. Sit amet volutpat consequat mauris nunc congue. Venenatis tellus in metus vulputate eu scelerisque. Eleifend donec pretium vulputate sapien nec sagittis. Tellus pellentesque eu tincidunt tortor aliquam nulla facilisi. Egestas erat imperdiet sed euismod nisi. Non odio euismod lacinia at quis risus sed vulputate odio. Aenean pharetra magna ac placerat vestibulum lectus mauris ultrices eros. Non tellus orci ac auctor. Urna condimentum mattis pellentesque id. Rhoncus est pellentesque elit ullamcorper dignissim. Nulla pellentesque dignissim enim sit amet venenatis urna cursus. Penatibus et magnis dis parturient montes nascetur.

Accessibility Score

With A/B With A/B

Year	With A/B (Red)	With A/B (Blue)
2013-12	~40	~35
2014-12	~45	~30
2015-12	~40	~30
2016-12	~40	~25
2017-12	~65	~60
2018-12	~70	~65

Total views = 3,182

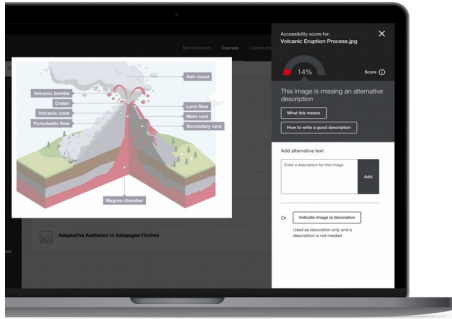
Total content created = 213,158

Overall accessibility score

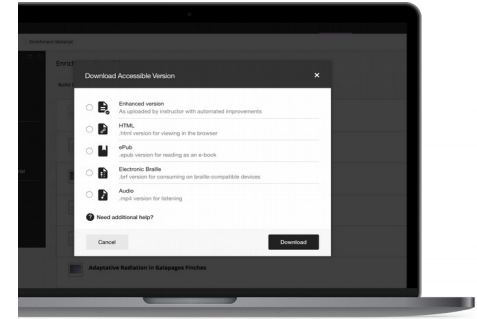
Without city 60%

With A/B 67%

Provides detailed data and insights to help further improve course content accessibility at the institution.



Guides instructors and content creators on how to improve the accessibility of their content and alters future behavior.

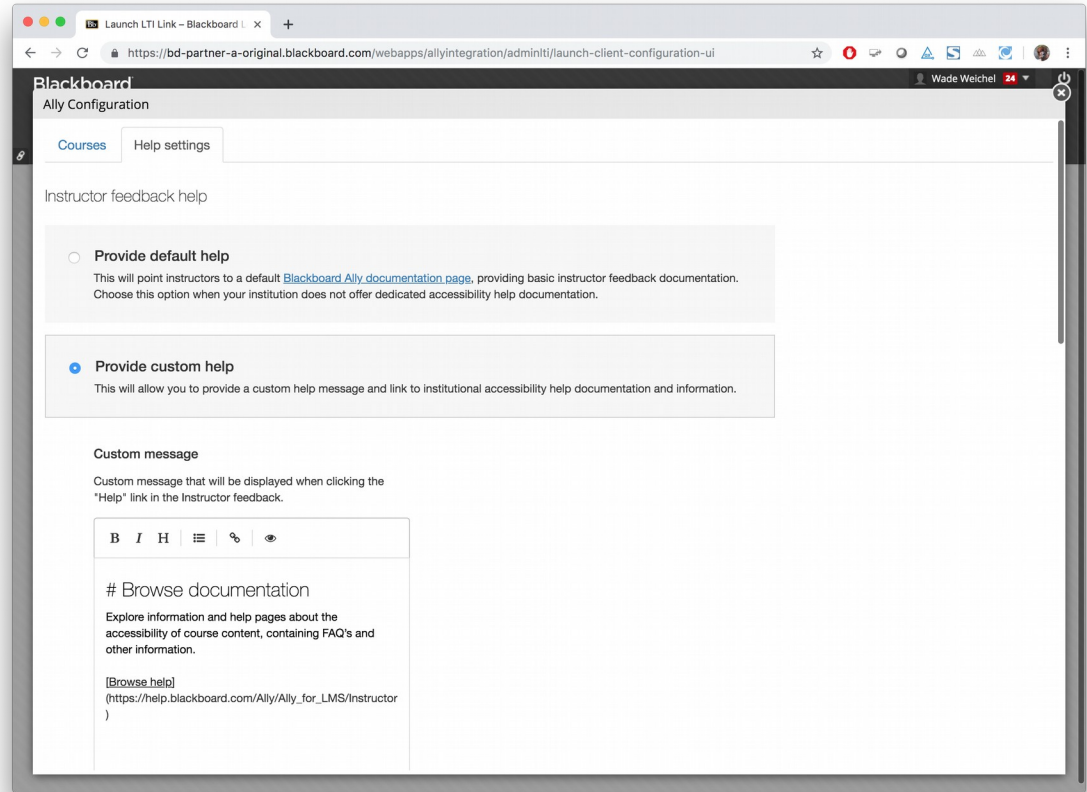


Automatically generates a range of alternative formats to provide students with choice on how to consume and interact with content.



# Request help

- Configure custom help content
- Allow students to reach out for help with content or alternative formats
- Allow instructors to reach out for help with content remediation









# Ally for Ultra

- Improved Ally for Ultra integration
- Prominent alternative formats
- Support for additional content types

Course Code


Course Name







**Beth Carlyson**  
Instructor


Details & Actions


 **Roster**  
View everyone in your course


 **Attendance**  
View your record


 **Virtual Classroom**  
Join the classroom


Course Outline


**Textbooks & Other Required Materials**  
Visible to students

**Biological Sciences: Syllabus**  
Visible to students





**Interactive Presentations**





**Spreadsheet.xls**  
Visible to students  
This is a description of this item.





**Student Presentation Template**  
Visible to students  
This is a description of this item that is longer than usual to provide a send of the boundary areas for the content.





**Water, Carbon and Chemistry**  
Due date: 3/16/16, 3:30 PM | Time limit: 60 minutes





Accessibility Score:  
High





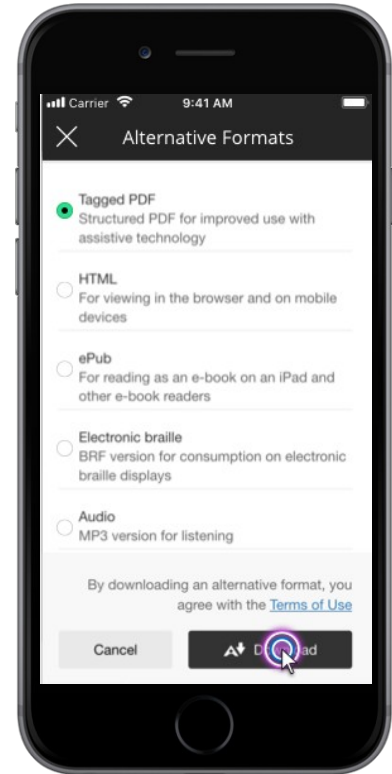






# Blackboard

- BbWORLD**<sup>®</sup> 19  
austin



# Blackboard Data

- Ally data is included in Blackboard Data
- Possibilities for new types of reporting

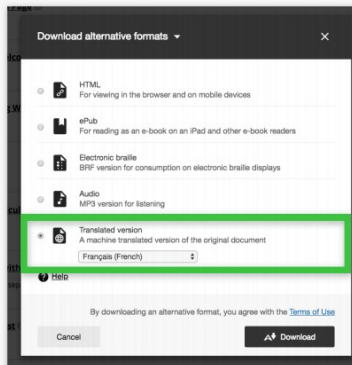


# Feature flags

- Increasingly moving to feature flags for large user-facing changes to help with change management
- Feature flag settings as part of Configuration UI
- Easy control of what features should be enabled

## Alternative Formats - Translated version

Disabled 




The 'Alternative format - Translated version' allows students and instructors to download a machine-translated version of the document in a language of choice.

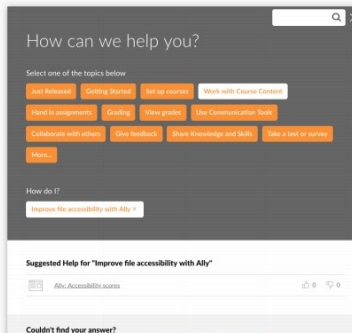
Enable this for the 'Alternative format - Translated version' to show up in all Alternative Format instances, or leave turned off. Turning this on will show the 'Translated version' in all courses which have Ally and the Alternative Formats enabled. Turning this off won't show the 'Translated version' option in the modal.

The Alternative Format - Translated version is disabled.

Enable

## Ally data integration into EesySoft

Enabled 



The Ally-EesySoft Integration allows EesySoft to capture Ally usage data and display it in the EesySoft Reports.

Enabling the Ally-EesySoft Integration allows EesySoft to capture Ally usage data which is then shown in the EesySoft Reporting features. Disable this Integration if you don't want EesySoft to have access to Ally usage data.

This integration is only available if you already have an EesySoft licence.

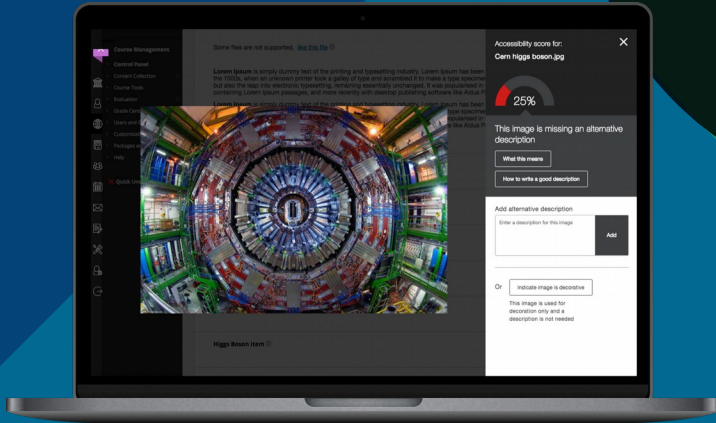
Enable EesySoft Integration

125k-9o48-Ag4m

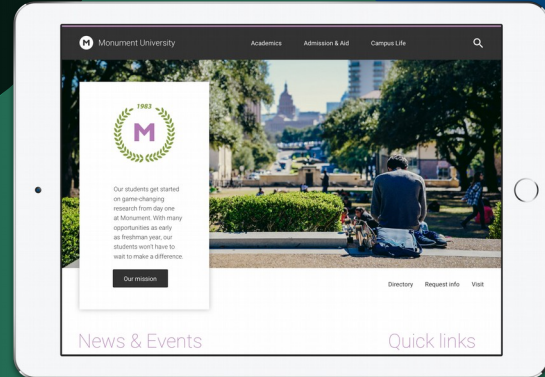
Save



One consistent  
approach



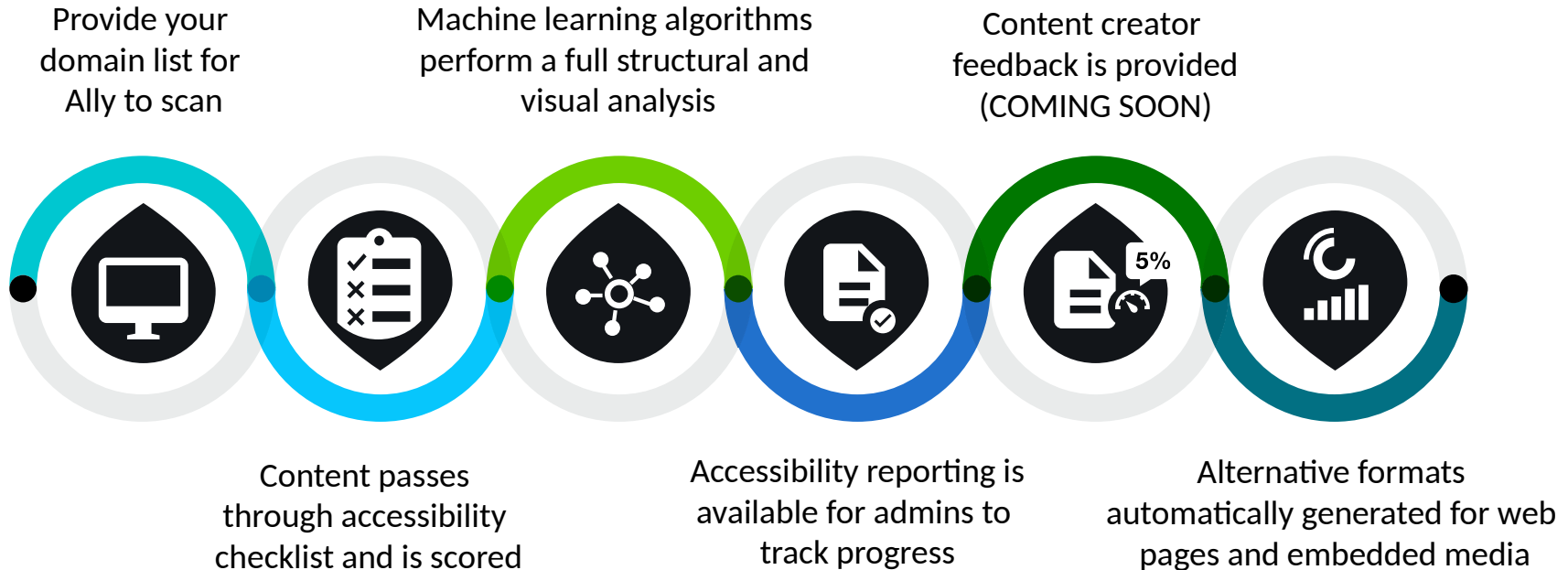
Course content



Web content



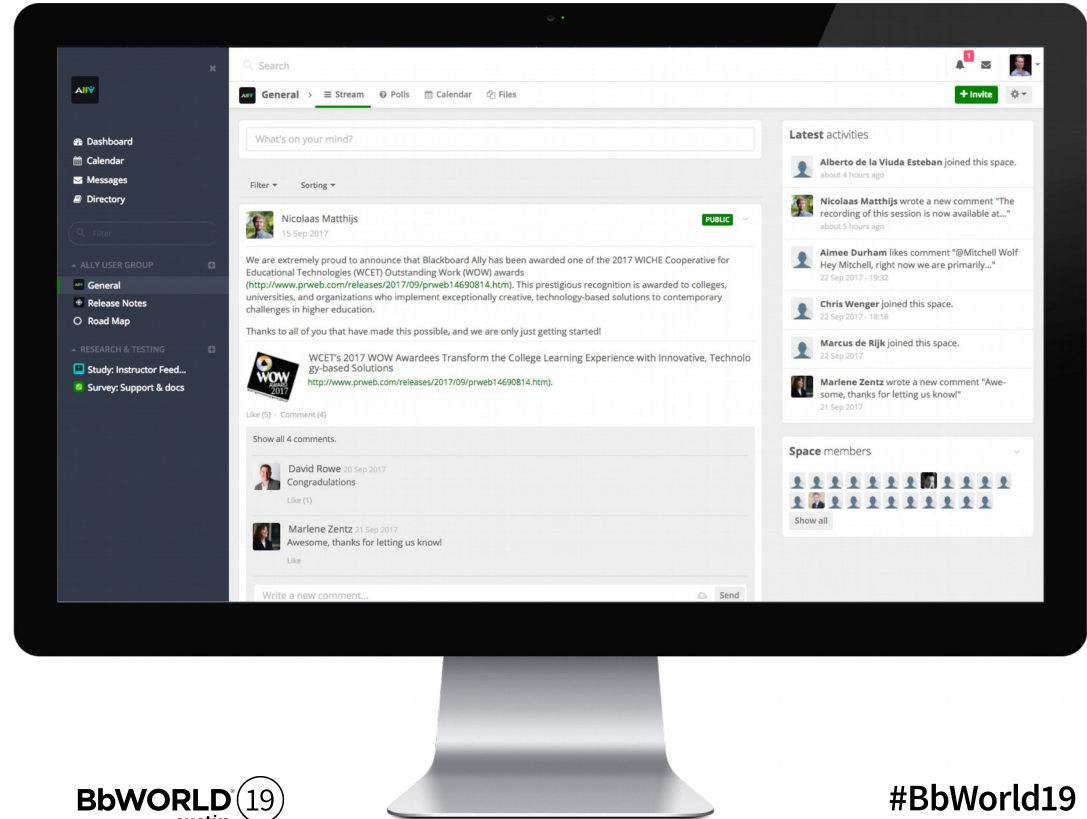
# The Blackboard Ally for Websites workflow



# Ally User Group

- Receive updates about Blackboard Ally
- Participate in UX research, usability testing, early access, etc.
- Share knowledge and ideas with your peers and learn what others are doing
- Find case studies, blog material and much more



Sign up at <http://usergroup.ally.ac/>







#BbAllyTour2019



On the Road to IncluCity

Go Green Dude  
Red is dead

